

Additions and Corrections

Stable Carbocations. 198. Formation of Allyl Cations via Protonation of Alkynes in Magic Acid Solution. Evidence for 1,2-Hydrogen and Alkyl Shifts in the Intermediate Vinyl Cations [*J. Am. Chem. Soc.*, **98**, 7333 (1976)]. By G. A. OLAH* and H. MAYR, Department of Chemistry, Case Western Reserve University, Cleveland, Ohio 44106.

Scheme III should read:

R ¹	R ²	
H	H	9
CH ₃	H	11
CH ₃	CH ₃	14
C ₂ H ₅	H	17

Synthesis and Characterization of HO₃(CO)₁₀(CH₃), H₃Os₃(CO)₁₀(CH₂), and H₃Os₃(CO)₉(CH). Interconversion of Cluster-Bound Methyl and Methylene Ligands [*J. Am. Chem. Soc.*, **99**, 5225 (1977)]. By R. BRUCE CALVERT and JOHN R. SHAPLEY,* Department of Chemistry, University of Illinois, Urbana, Illinois 61801.

The ¹³C NMR chemical shifts for HO₃(CO)₁₀(¹³CH₃) and H₃Os₃(CO)₉(¹³CH) should be -59.2 ppm (CD₂Cl₂) and 118.4 ppm ((CD₃)₂CO), respectively. The positions originally reported were due to fold-over peaks. We thank Professor J. R. Norton for bringing the former error to our attention.

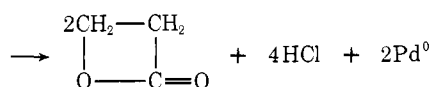
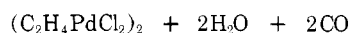
On the Characterization of Transition States by Structure-Reactivity Coefficients [*J. Am. Chem. Soc.*, **99**, 7948 (1977)]. By DAVID A. JENCKS and WILLIAM P. JENCKS,* Graduate Department of Biochemistry, Brandeis University, Waltham, Massachusetts 02154.

Page 7956, column 2, lines 11 and 12 from bottom, replace with:

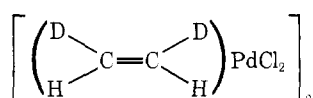
"value of $\rho = 1.03$ for the equilibrium ionization of 1-arylnitroethanes¹⁹ gives a value of $\rho_n = 0.16$, suggesting that there is".

Stereochemistry of the Hydroxypalladation of Ethylene. Evidence for Trans Addition in the Wacker Process [*J. Am. Chem. Soc.*, **100**, 1303 (1978)]. By J. K. STILLE* and R. DIVAKARUNI, Department of Chemistry, Colorado State University, Fort Collins, Colorado 80523.

The incorrect structure for the olefin-palladium(II) chloride complex was inadvertently published; the correct formula is (C₂H₄PdCl₂)₂. Thus, the equation on the formation of β -propiolactone from ethylenepalladium(II) chloride should read:



Accordingly, the structure of the complex derived from *cis*-1,2-dideuterioethylene is:

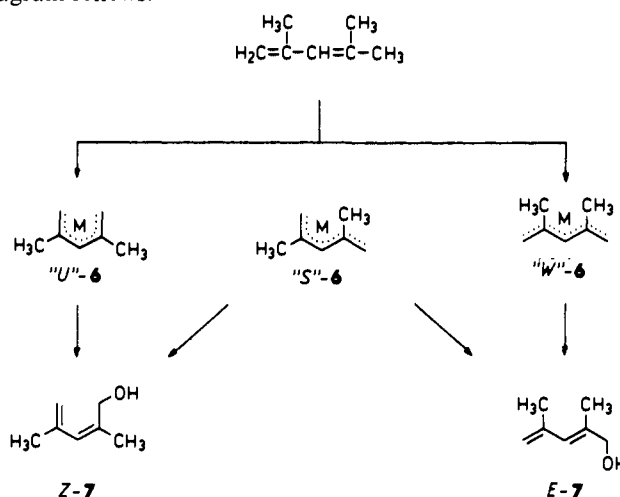


Stereoselectivity and Mechanisms of Acid-Catalyzed Additions of Acetic Acid to (*E*)- and (*Z*)-2-Butene in Acetic Acid [*J. Am. Chem. Soc.*, **100**, 1469 (1978)]. By DANIEL J. PASTO* and JAMES F. GADBERRY, Department of Chemistry, University of Notre Dame, Notre Dame, Indiana 46556.

In Table III the rate constant for addition of acetic acid to (*E*)-2-butene should be $1.37 \times 10^{-5} M^{-1} s^{-1}$ instead of $2.98 \times 10^{-5} M^{-1} s^{-1}$.

2-Methylpentadienyl- and 2,4-Dimethylpentadienylpotassium: First Examples of U-Shaped, though Open-Chain, Organometallics [*J. Am. Chem. Soc.*, **100**, 3258 (1978)]. By MANFRED SCHLOSSER* and GÜNTER RAUCHSCHWALBE, Institut de Chimie Organique de l'Université, CH-1005 Lausanne, Switzerland.

Page 3259: structures "U"-6 and "W"-6 in the scheme on the top of column one should be interchanged; the correct diagram follows:



A Highly Enantioselective Synthesis of Cyclopropane Derivatives through Chiral Cobalt(II) Complex Catalyzed Carbenoid Reaction. General Scope and Factors Determining the Enantioselectivity [*J. Am. Chem. Soc.*, **100**, 3443 (1978)]. By AKIRA NAKAMURA,* AKIRA KONISHI, YOSHITAKA TATSUNO, and SEI OTSUKA, Department of Polymer Science, Faculty of Science, and the Department of Chemistry, Faculty of Engineering Science, Osaka University, Toyonaka, Osaka, 560 Japan.

Parts of the introductory and Results sections were inadvertently omitted from the paper. Since the omission results in inadequate comprehension, the text for two entire sections is reprinted. Structures and tables can be found in the original publication.

Optically active cyclopropane derivatives have been prepared,³ for example, by the reaction of olefins with stoichiometric amounts of chiral sulfonium ylides (maximum optical yield 30%),⁴ by the Simmons-Smith reactions (CH₂X₂/Zn) employing chiral substrates (optical yield 9.3%),⁵ or by catalytic olefin cyclopropanation with diazoalkanes under the influence of chiral copper complexes (maximum optical yield 8%).^{6,7} In the course of our study on the interaction of diazo